

4th of July BINGO



4th of July BINGO



4th of July BINGO



4th of July BINGO





4th of July BINGO

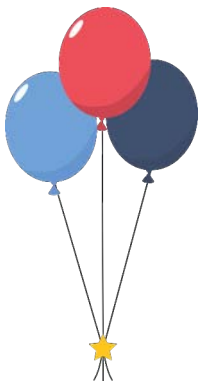




4th of July BINGO





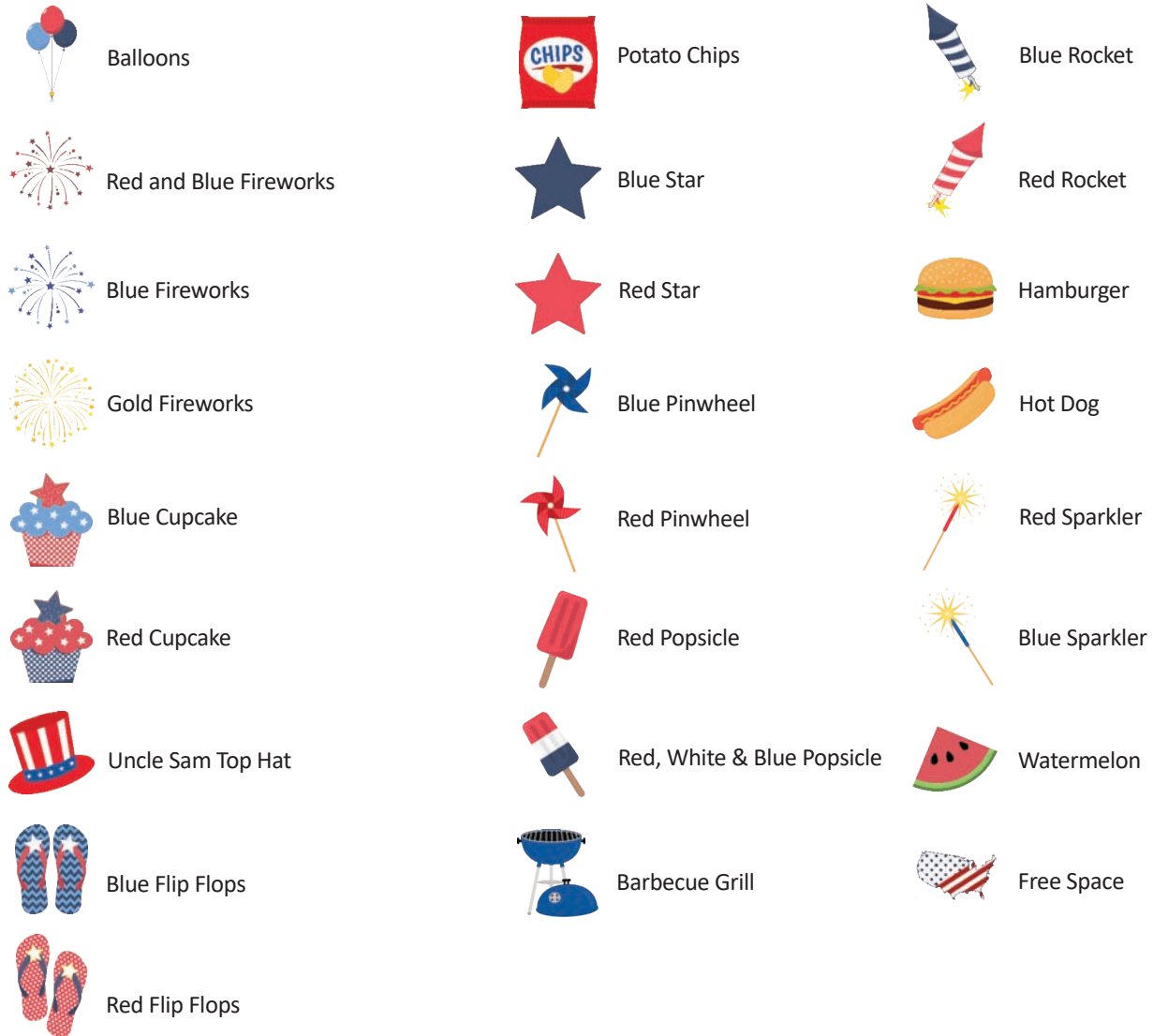
CALLING CARDS



CALLING CARDS

One Creative Mommy PRINTABLES FOR PERSONAL USE ONLY OneCreativeMommy.com

4th of July BINGO



Directions

Cut the two pages of calling cards into individual cards and put them into a bag or hat. Give each player one bingo card. To play, pull a card out of the hat and call out what is on the card (or just show the card). Players look for that picture on their card and cover it up with a small candy or paper marker. Continue pulling cards from the bag one at a time until someone gets five in a row. The center space is a free space.

This game is intended for younger children who enjoy finding every picture that is called on their board. (Older kids and adults can play, too, but every board contains every picture, so DO NOT ATTEMPT TO PLAY BLACKOUT BINGO. This game is intended for standard five-in-a-row bingo only.)