

# Multiplication Tic-Tac-Toe



## How to Play:

### Materials:

- 9 number cards
- 11 game boards (use only one a a time)
- Markers of two different colors or shapes (squares of paper, coins, candies, etc)

### Setup:





Separate the 9 number cards by cutting along the black lines.

### Instructions (2 Players):

1. Choose one game board for two players. (I will use the x3 game board for this example.)
2. Shuffle the number cards and place them face down on the table.
3. Player 1 turns over the top number card and multiplies the number shown on the card by the number of board they are using. (If the number on the number card is 7 and the game board is x3, then the player multiplies  $7 \times 3$ .)
4. Player announces the product. ( $7 \times 3 = 21$ )
5. If the player is correct, he covers the number (21) on the tic-tac-toe board with a marker. If the answer is incorrect, he places the number card at the bottom of the number card pile to be used again.
6. Player 2 draws a number card, multiplies, and announces the product.
7. If the answer is correct, he covers the answer on the tic-tac-toe board with one of his markers (different markers than player 1).
8. Play continues until one player has covered three answers in a row on the board (across, down, or diagonally). He is the winner.

### Advanced Play (Good Practice for Multiplication and Division):

1. Place all number cards face up so that they can be seen by both players.
2. Player 1 chooses where he wants to place his marker on the board, and then he selects the number card that would give him that answer when multiplied by the number of the board.  
(If he selects 18 on the x3 board, he should select the 6 number card because  $6 \times 3 = 18$ .)
3. Play continues with each player selecting cards and placing markers on the board each time he gets a correct answer.
4. The first player to get three in a row (across, down, or diagonally) is the winner.



2

4

6

8

10

12

14

16

18



Tic-Tac-Toe x2

3

6

9

12

15

18

21

24

27



Tic-Tac-Toe

4

8

12

16

20

24

28

32

36

x4



Tic-Tac-Toe

5

10

15

20


25

30

35

40

45



x5

Tic-Tac-Toe

6

12

18

24

30

36

42

48

54

x6

Tic-Tac-Toe



7

14

21

28

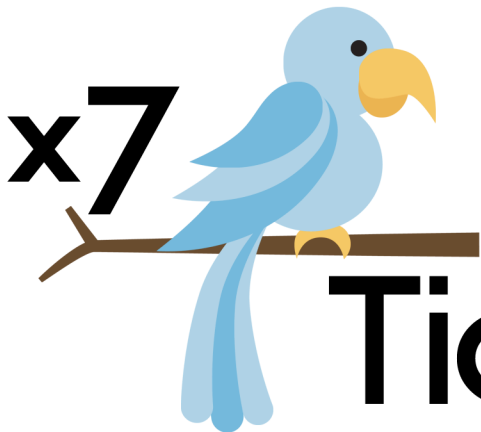
35

42

49

56

63



Tic-Tac-Toe



8

16

24

32

40


48

56

64

72

Tic-Tac-Toe



9

18

27

36

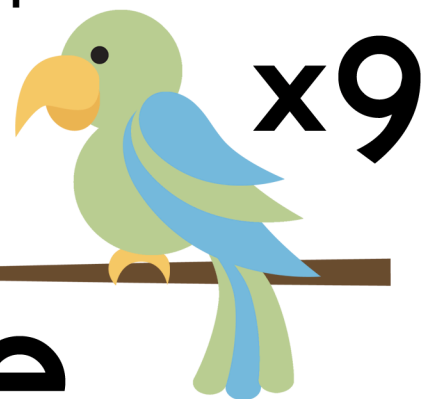
45

54

63

72

81



Tic-Tac-Toe

10

20

30

40

50


60

70

80

90

Tic-Tac-Toe



x10

11

22

33

44

55


66

77

88

99

Tic-Tac-Toe



x11

12

24

36

48


60

72

84

96

108



Tic-Tac-Toe