




Felt Popsicles--Free Patterns



For each popsicle, cut two of each shape, plus a 1/2' strip of matching felt long enough to go around the perimeter of the shape. (I provided some approximate strip lengths that should give you oops room!)

You will also need coordinating embroidery thread and needle, popsicle sticks, scrap fleece or felt for filler, and (optional) cardboard cut slightly smaller than the popsicle shape.

For full project instructions, please visit OneCreativeMommy.com.

*Personal Use Only--If you want to share, please send people to my site :)