







# Don't Eat Pete






x 2





# Don't Eat Pete


x 3





# Don't Eat Pete

x Doubles



# Don't Eat Pete

## Instructions

This game is intended to help kids review facts they are learning and to keep them interested in practicing them. Before playing the game, kids should have already spent some time learning the facts on their game board. (They don't need to know them perfectly, but they should already know most of the answers.)

### Materials Needed

- Game board
- Lots of small objects to use as markers  
(For classic, "Don't Eat Pete," use small candies like M&Ms or Skittles)

### Object of the Game

- To solve as many problems as you can without "EATING PETE!"

### How to Play

- Kids should work in groups of 2-4 players.
- Have one player turn his back so that he cannot see the game board or the kids pointing to it.
- The remaining players cover all the pictures with markers and select one picture to be "Pete." They invite the other player to turn back around.
- One at a time, that player lifts a marker and tells the answer to the fact that was underneath. If he answers correctly, he continues to pick up markers and complete the facts. Play ends when he gets an answer wrong, or when he selects the marker that was covering "Pete." If he selects Pete, the other players yell "Don't Eat Pete!"
- The game continues as each player has a turn. (Recover all the pictures for each player.) Players do not have to play on the same board. They should select the board with facts they are working on.

### Scoring Options

- If using candy, raisins, cheerios, etc., players can eat the treat as they play or wait until the end and count their points.
- If using coins, players can keep track of the amount of money they earn with each game and turn their amount in for real spending money. (For playing at home – not school.)
- You can also have the kids earn points for every fact they get correct. They can add up their points over several days to earn a prize.

If you choose to use non-edible objects for markers, you may want to retitle your game, "Don't Take Jake." At my house, however, my kids prefer to yell "Don't Eat Pete!" regardless of whether or not they actually get to eat anything!

\*Be sure to check out my shops on Etsy and Teachers Notebook for more versions of the game. (I have versions for all ages.)