

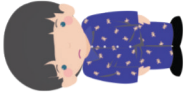









































# Harry Potter BINGO

AND THE SORCERER'S STONE


























# Harry Potter BINGO

AND THE SORCERER'S STONE


























# Harry Potter BINGO

AND THE SORCERER'S STONE
























# Harry Potter BINGO

AND THE SORCERER'S STONE

# Harry Potter BINGO


AND THE SORCERER'S STONE

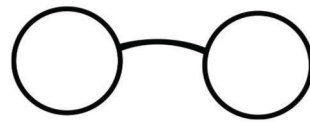
				
				
		 FREE SPACE		
				
				

# Harry Potter BINGO

AND THE SORCERER'S STONE

				
				
		 FREE SPACE		
				
				





# Harry Potter AND THE SORCERER'S STONE BINGO



Harry Potter



Professor Snape



Hedwig



Ron Weasley



Professor Quirrell



Scabbers



Hermione Granger



Dudley Dursley



Sorting Hat



Neville Longbottom



Vernon & Petunia Dursley



Harry's Glasses



Draco Malfoy



Wand



Flying Key



Fred & George Weasley



Mirror of Erised



Cauldron



Professor Dumbledore



Flying Broom



Platform 9  $\frac{3}{4}$



Professor McGonagall



Golden Snitch



Free Space



Rubeus Hagrid

## Directions

Cut out the calling cards and put them into a bag or hat. Give each player one bingo card. To play, pull a card out of the hat and call out what is on the card (or just show the card). Players look for that picture on their card and cover it up with a small candy or paper marker. Continue pulling cards from the bag one at a time until someone gets five in a row. The center space is a free space.

This game is intended for younger children who enjoy finding every picture that is called on their board. (Older kids and adults can play, too, but every board contains every picture, so DO NOT ATTEMPT TO PLAY BLACKOUT BINGO. This game is intended for standard five-in-a-row bingo only.)